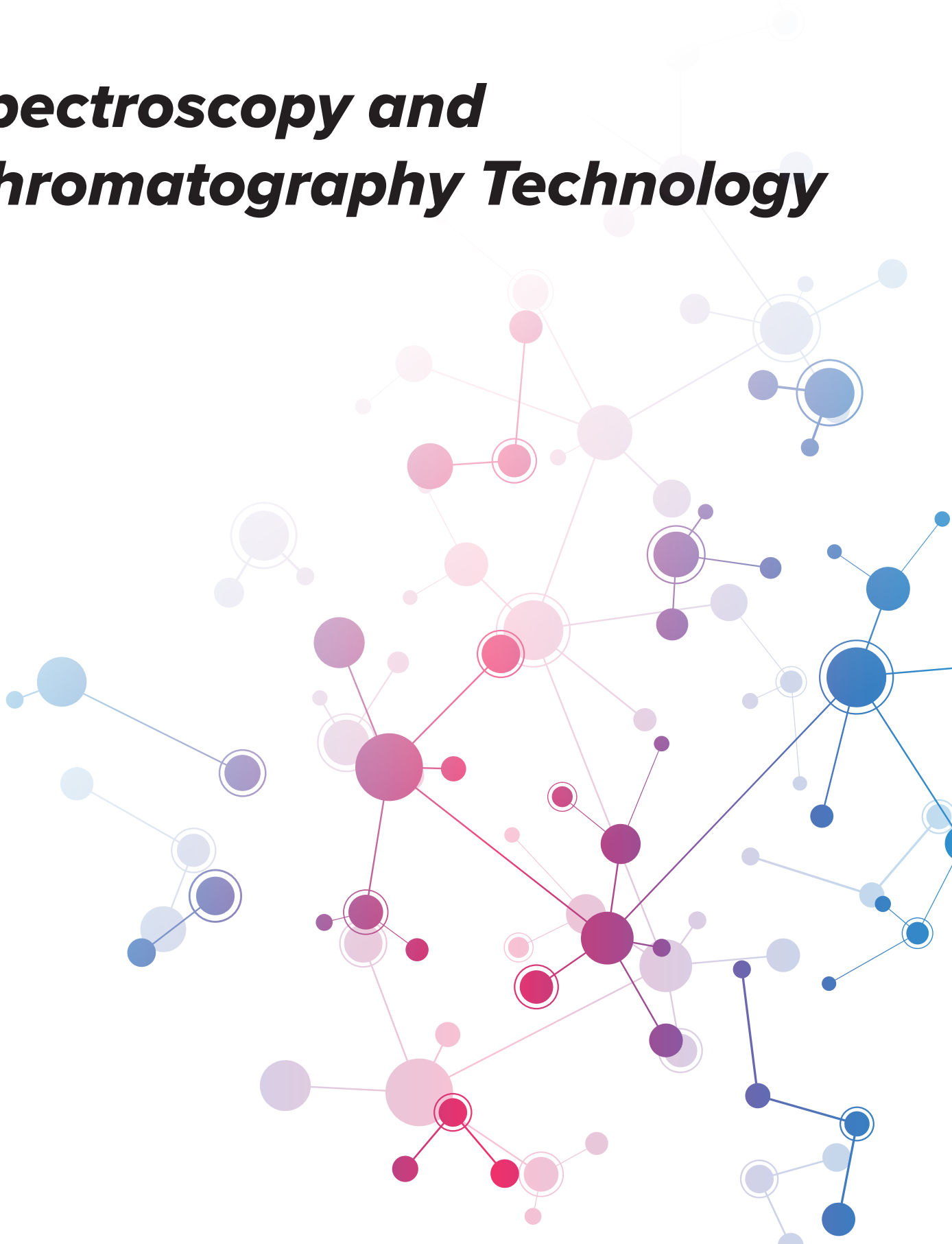




Spectroscopy and Chromatography Technology



Fourier Transform Infrared Spectrometers

FTIR Spectrometers

■FT/IR-4X/6X/8X■

The FT/IR-4X is research-grade in performance, functionality and expandability, and supports high resolution, high S/N, high sensitivity detectors, extending measurement wavenumber, microscopy with linear array detector, and rapid scan. The sample compartment is 200 mm wide, the same width as that of a high-end model, and can accommodate conventional accessories, including those from third parties. FT/IR-6X/8X offers reliable operation with industry-leading sensitivity and the most advanced technology available today.

FT/IR-4X : Spectral range 7800 – 350 cm^{-1} , Max. resolution 0.4 cm^{-1}

FT/IR-6X : Spectral range 7800 – 350 cm^{-1} (Option: 25000 – 20 cm^{-1}), Max. resolution 0.25 cm^{-1}

FT/IR-8X : Spectral range 7800 – 350 cm^{-1} (Option: 25000 – 20 cm^{-1}), Max. resolution 0.07 cm^{-1}



FT/IR-4X



FT/IR-6X



FT/IR-8X

Accessories



Single reflection ATR
■ATR PRO 4X■



Single reflection ATR
■ATR PRO ONE X■



Multiple reflection ATR
■ATR PRO PENTA X■



Grazing angle reflection
■RAS PRO 85X■



Diffuse reflection
■DR PRO 410MX■



12 m gas cell with stainless cell body
■LPC-12M-S■

Automatic Broadband Measurement System

■FT/IR-6X/8X■

Automatic and continuous measurements over a wide wavenumber range can be performed while maintaining vacuum conditions. Automatic exchange of beam splitters and switching of light sources and detectors are controlled by software.



FT/IR-6X

Versatile FTIR Spectrometers

■VIR-100/200/300■

The VIR Series rugged FTIR spectrometer is compact, lightweight and making it easily transportable. The collimated entrance and exit ports make it an ideal instrument for a wide range of user-designed experiments. The standard instrument includes a hermetically sealed interferometer, DLATGS detector, high intensity ceramic light source, KRS-5 windows and automatic alignment. Options are available for increased sensitivity, optional spectral ranges including NIR, and battery operation.

VIR-100 : Spectral range 7800 – 350 cm^{-1} , Max. resolution 0.9 cm^{-1}

VIR-200 : Spectral range 7800 – 350 cm^{-1} , Max. resolution 0.4 cm^{-1}

VIR-300 : Spectral range 15000 – 2200 cm^{-1} , Max. resolution 0.4 cm^{-1}



VIR-200



Gas Analysis

FT-Raman Spectrometer

■RFT-6000■

FT-Raman is used for fast, non-destructive analysis of many sample types. It is used together with the FT/IR-6X/8X FTIR spectrometers.

FT-Raman spectroscopy does not require the tedious sample preparations. Unlike dispersive Raman spectroscopy where spectra are normally measured using an excitation wavelength in the visible range, FT-Raman spectroscopy is not plagued by fluorescence from the sample itself or sample impurities. Eliminating these barriers drastically expands the potential for FT-Raman analysis to a wide variety of applications.



FTIR Microscopes

Linear Array FTIR Imaging Microscope

■IRT-7200■

The IRT-7200 Linear Array FTIR Imaging microscope includes two detectors as standard, a 16-channel linear array detector and a single-element mid-band MCT detector. The combination of the standard automatic sample stage and IQ Mapping allows mapping analyses of a larger sample area, multi-area ATR mapping, and IR imaging of a specified area with extremely high spatial resolution and excellent sensitivity in a short time.



Fully Automated FTIR Microscope

■IRT-7100■

The IRT-7100 automated FTIR microscope includes a standard mid-band MCT detector, with an option to simultaneously install up to two detectors. It is easily field-upgradable to an IR imaging system by adding an optional linear array detector. The standard automatic sample stage provides wide area mapping and multi-ATR mapping together with IQ Mapping.



FTIR Microscope

■IRT-5200■

The IRT-5200 FTIR microscope includes a mid-band MCT detector (up to two detectors can be installed). IQ Mapping allows transmission/reflectance and ATR mapping experiments without moving the sample stage. An optional automatic XYZ stage provides auto-focus and mapping or imaging analysis of larger sample areas.



FT/IR-6X + IRT-7200



FT/IR-4X + IRT-5200

Confocal Raman Imaging Microscopes Laser Raman Spectrometer

Confocal Raman Imaging Microscopes

■NRS-5500/7500■

Highly accurate data can be stably acquired by automating system control and optical adjustment. It is equipped with automatic correction for wavenumber and Raman intensity, measurement advisory functions, and expandability to low wavenumber range measurements, Quick Raman Imaging (QRI).



NRS-5500



NRS-7500

Confocal Raman Microscope

■NRS-4500■

The NRS-4500 is a purpose designed Confocal Raman Microscope with a wide functionality to make setup fast and easy. When changing lasers the selection and alignment of the laser, rejection filter and grating are fully automated.



NRS-4500

Probe Raman Spectrometers

■RMP-510/520/530■

The RMP-500 Series is a 'field-rugged' probe Raman spectrometer with a robust optical design and tolerance to being transported. The spectral performance (2 cm^{-1}) is comparable to that of a conventional high resolution bench-top Raman system and offers many of the same features, such as interchangeable gratings for selecting wavenumber range and spectral resolution.



RMP-510

UV-Visible/NIR Spectrophotometers

UV-Visible/NIR Spectrophotometers

■V-730/750/760/770/780■

The V-700 Series comprises five distinct models covering the entire spectrum from the far-UV (187 nm) to the near-IR (3200 nm). The compact optical design of the V-700 Series UV-Visible spectrophotometers significantly reduces the requirement for bench space in the modern laboratory.

A variety of cell holders and dedicated programs can be combined to evaluate advanced materials

- V-730** : A general-purpose double-beam spectrophotometer with a compact space saving design
- V-750** : A high-resolution UV-Visible double-beam spectrophotometer with single monochromator, variable SBW and PMT detector
- V-760** : A high-resolution UV-Visible double-beam spectrophotometer with double monochromator for Photometric Linearity to greater than 6 Abs.
- V-770** : A wide-range UV-Visible/NIR Spectrophotometer with PbS detector for wavelengths up to 3200 nm
- V-780** : A single monochromator, dual gratings and InGaAs detector for enhanced sensitivity in the NIR region up to 1600 nm.



V-730



V-780

Accessories



Long path cell holder
■LSE-701■



Water-cooled peltier thermostatted
6/8-position automatic cell changer
■PAC-743R■



One drop accessory
■SAH-769■



Automated absolute reflection
measurement accessory
■ARMV-919■



60 mm dia. integrating sphere
■ISV-922■

Portable UV-Visible/NIR Spectrophotometers

■MV-3100/3200/3300■

The MV-3000 Series of modular UV-visible/NIR spectrophotometers can measure spectra in as little as 5 msec. by using a multi-channel detector. The absence of a driving mechanism for the diffraction grating provides high durability, space saving and portability, and the fiber probe is suitable for on-site measurement and production line monitoring.



MV-3200

Spectrofluorometers

Spectrofluorometers

■FP-8250/8350/8550/8650■

The FP-8050 Series of spectrofluorometers includes four different models that provide solutions for the broadest range of applications including QC, biomolecular structural studies, environmental monitoring and advanced materials science.

FP-8250 : Simple and sensitive system which readily accommodates routine measurements and accessories, such as spectral scanning, quantitation, and temperature control.

FP-8350 : A powerful combination of performance, sensitivity and flexibility for biological, environmental and materials analysis.

FP-8550 : Sophisticated optical system offering the ultimate in sensitivity, spectral accuracy, and flexibility for the most challenging materials and biological samples.

FP-8650 : Uniquely optimized for NIR applications with extended wavelength measurement to 1010 nm.



FP-8350



FP-8550

UV-Visible/NIR Microscopic Spectrophotometers

UV-Visible/NIR Microscopic Spectrophotometers

■MSV-5500/5700/5800■

The MSV-5000 Series UV-Visible/NIR Microscopic Spectrophotometers can be used for a broad range of applications including the measurement of transmittance/reflectance spectra, band gap, film thickness, evaluation of the optical characteristics of functional crystals and color analysis of microscopic samples. The MSV-5000 series includes 3 different configurations for UV-Visible/NIR microscopy.



MSV-5700

Circular Dichroism Spectrometers

Circular Dichroism (CD) Spectrometers

■J-1100/1500/1700■

J-1000 series consist of 3 different models as J-1100, J-1500 and J-1700. Each model has reliable performance with the optimized optics and the latest technology of digital signal processing. As the UV/VIS model with measurement range from 180 nm to 600 nm, J-1100 is suitable for the research of biomaterials, such as protein or nucleic acid. The high end model of J-1500 with the measurement range from 163 nm to 1600 nm, will answer all the demands for not only the protein, nucleic acid, but also the chiral molecule, super molecule and metal complex. And J-1700 is high-end model, which has ability to obtain data up to 2500 nm wavelength.



J-1500

Circularly Polarized Luminescence (CPL) Spectrometer

■CPL-300■

The CPL spectrometer supplements the information obtained from other chiroptical techniques such as electronic or vibrational circular dichroism. CD spectroscopy is widely used in the study of optically active substances. CD spectroscopy provides information about the structure of optically active substances in the electronic ground state, however, CPL spectroscopy provides information about excited states. These two techniques are therefore complimentary.




High-Throughput

Circular Dichroism (HTCD) System

■HTCD Plus■


CD spectra are indispensable information for biopharmaceutical development and quality control because they reflect protein structure well. HTCD measurement system has been developed for use with either the J-1500 CD spectrometer and helps improve work efficiency by automating and accelerating CD measurements.



Vibrational Circular Dichroism (VCD) Spectrometer

■FVS-6000■

The FVS-6000 VCD spectrometer measures both IR absorption and VCD, and provides accurate and highly sensitive measurement in the fingerprint region. It also has several unique features such as a wide measurement range option with a choice of detectors ($4000 - 750 \text{ cm}^{-1}$).



Polarimeters

Polarimeter

■P-2000■

The P-2000 is a configurable high precision digital polarimeter with many options for measurement range, sampling accessories and software applications. Optional wavelength filters and source lamps cover a wide range of analytical wavelengths from UV-Visible to NIR in addition to the traditional sodium (589 nm) lamp used for regulatory compliance.

Two options for operation are available including Spectra Manager™ for Windows, and the intelligent remote module (iRM) with color LCD touch screen. For regulatory compliance a 21 CFR part 11 versions for Spectra Manager™ PC control is available.



Dissolution Tester

Dissolution Tester

■DT-810■

The DT-810 tablet dissolution tester features a circular design that provides completely uniform water temperature. The Direct-Center™ automatic centering mechanism provides guaranteed positioning of the dissolution vessels and drive shafts for accurate dissolution tests with high re-productibility. All components are controlled by Spectra Manager™ (or CFR) for simple operation.



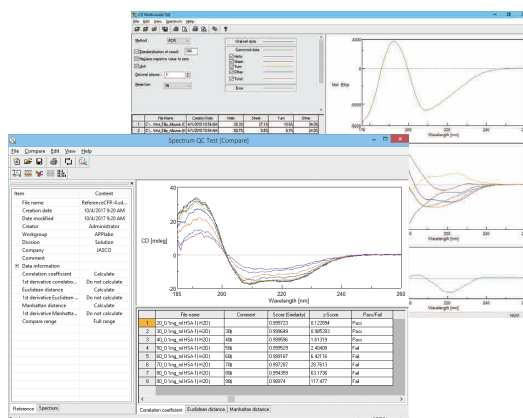
Fraction Flow System

Spectroscopy Software Spectra Manager™ Suite

Spectra Manager™ Suite Spectroscopy Software

■Spectra Manager™ Suite■

Spectra Manager™ Suite is an innovative cross-spectroscopy software platform. This single platform for data analysis is a unique and powerful way to manipulate and display data from any JASCO spectroscopy system UV-Visible/NIR, Fluorescence, FTIR, Circular Dichroism, ORD, LD, Raman, FT-Raman, Polarimeter and other types of data can be directly compared, processed, and reported. FDA 21 CFR Part 11 is a set of regulations regarding digital archiving of data and data records for GLP, GCP, and GMP procedures. Developed under the FDA standard for best practice ALCOA+, Spectra Manager™ CFR provides secure access and features compliant with 21 CFR Part 11.



HPLC and UHPLC Systems

HPLC and UHPLC Systems

■LC-4000 Series■

LC-4000 Series is a versatile LC that is flexible and easy to use for a variety of sample and measurement purposes.

RHPLC system with maximum operating pressure 700 bar, 70 MPa has been designed to future-proof your HPLC requirements. The LC-4000 UHPLC System is great for chromatographers who need to run a large number of samples or get results quickly. In addition to the metal-free wetted-part inert system, we also have a group of modules that can be used to build various systems such as GPC/SEC systems, recycling preparative systems.



- System Configuration
Pump: PU-4180
Degasser unit: DG-4000-04
Autosampler: AS-4050
Column oven: CO-4060
Detector: RI-4030/UV-4070
Data system: ChromNAV Ver. 2

Versatile HPLC system

Compact HPLC System

■LC-4500 Series■

The only 15 cm wide modules of LC-4500 Series provide efficient use of lab space. This is a basic system that allows continuous injection of samples using an autosampler and HPLC measurement of substances with absorption in the UV and visible regions. The operation panel with numeric keypad facilitates stand-alone operation.

System upgrades in combination with LC-4000 modules are also possible.



- System Configuration
Pump: PU-4580
Degasser unit: DG-4580
Detector: UV-4570
Autosampler: AS-4550

Compact HPLC isocratic system

Chromatography Data System ChromNAV

Chromatography Data System

■ChromNAV Ver. 2■

ChromNAV Ver. 2 HPLC Software

The latest version of ChromNAV Ver. 2 HPLC software is a simple to use, and powerful Chromatography Data System. The highly configurable graphical-user-interface can be quickly set up to display only the functions necessary for your use. Users can quickly learn the operation and explore the extensive functionality for instrument control and data processing.

ChromNAV CFR – Fully 21 CFR part 11 compliant version of ChromNAV, with electronic signature and complete audit trail.



Supercritical Fluid Chromatography / Extraction Systems

SFC/SFE systems

■SFC-4000 Series■

The use of supercritical fluid chromatography (SFC) is a green alternative to traditional HPLC, with the use of CO₂ taking the place of organic solvent as the mobile phase. CO₂ has benefits for cost, and health & safety, as well as faster, cleaner sample recovery during sample purification. Other advantages of supercritical fluids include low viscosity with liquid-like densities, for higher solubility and increased column loading. The low viscosity and high diffusion lead to faster separations and faster extractions.

Analytical SFC System

Compared to chromatography using organic solvents, it is possible to analyze in a shorter time while maintaining high separation efficiency. Supercritical CO₂ is nonpolar, making it a powerful tool in normal-phase chromatography, especially in the separation and analysis of optically active substances. A wide range of samples can be handled by selecting modifiers.

Prep SFC system

Prep SFC system is designed for large scale throughput with 21 mm or 30 mm columns to maximum sample purification. The concentration process for treating the solution after preparative separation is shortened, significantly reducing the total running cost. The collection in the collection bin uses a gas-liquid separator microcyclone separator (patented) to obtain high purity recovered material. JASCO ChromNAV provides complete integrated control for flow rate, temperature, sample injection and fractionation.

Supercritical Fluid Extraction (SFE) Systems

The low viscosity and high diffusivity characteristics of supercritical CO₂ enable efficient and highly recoverable extraction. Monitoring with various detectors is available to examine extraction conditions. Extraction vessels suitable for both solids and liquids are available, from analysis to pilot plant scale.



Analytical SFC system



Prep SFC system

LC-MS / SFC-MS

LC-MS / SFC-MS systems

■LC-MS / SFC-MS■

The LC-4000 liquid chromatography and the SFC-4000 supercritical fluid system can be combined with a mass spectrometer. In addition to optical chromatograms, the acquisition of mass spectra dramatically increases the amount of information obtained from the sample.

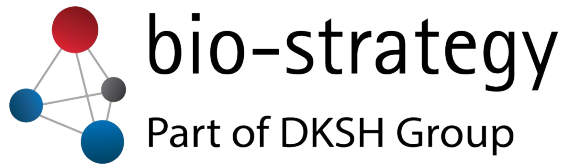
Advion expression[®] CMS Single Quadrupole Mass Spectrometer Detector can be interfaced with HPLC or SFC for analytical to preparative scale separations. ChromNAV chromatography Data system, includes integrated control for selecting measurement parameters and executing measurement with timed event control for switching polarity and mass range.

In systems combining SCIEX QTRAP[®] and Triple Quad[™] mass spectrometers with LC-4000, the total control is possible by incorporating the JASCO LC/SFC control driver into SCIEX Analyst ver. 1.6 or later.



LC-4000-MS system

* The trademarks mentioned herein are the property of AB Sciex Pte. Ltd. or their respective owners.



in Australia please contact
Bio-Strategy Part of DKSH
T: 1800 008 453 | E: sales.au@bio-strategy.com
<http://www.bio-strategy.com> | <http://shop.bio-strategy.com>



JASCO CORPORATION

2967-5, Ishikawa-machi, Hachioji-shi, Tokyo 192-8537 Japan
Tel: +81-42-649-5177 Fax: +81-42-646-4515 Web: www.jasco.co.jp
Japan

JASCO INTERNATIONAL CO., LTD.

11-10, Myojin-cho 1-chome, Hachioji-shi, Tokyo 192-0046, Japan
Tel: +81-42-649-3247 Fax: +81-42-649-3518 Web: www.jascointl.co.jp/english/
Australia, Hong Kong, India, Indonesia, Korea, Malaysia, New Zealand, Pakistan,
Philippines, Russia and CIS countries, Singapore, Taiwan, Thailand, Vietnam

JASCO INCORPORATED

28600 Mary's Court, Easton, Maryland 21601, U.S.A.
Tel: +1-410-822-1220 Fax: +1-410-822-7526 Web: www.jascoinc.com
Argentina, Bolivia, Brazil, Canada, Chile, Colombia, Costa Rica, Guatemala, Mexico,
Paraguay, Peru, Puerto Rico, United States of America, Uruguay, Venezuela

JASCO EUROPE S.R.L.

Via Luigi Cadorna 1, 23894 Cremella (LC), Italy
Tel: +39-039-9215811 Fax: +39-039-9215835 Web: www.jascoweb.com
JASCO Deutschland www.jasco.de | JASCO UK www.jasco.co.uk | JASCO France www.jascofrance.fr
JASCO Benelux www.jasco.nl | JASCO Spain www.jasco-spain.com

Algeria, Austria, Belgium, Cyprus, Denmark, Egypt, Finland, France, Germany, Greece, Hungary,
Israel, Italy, Jordan, Kuwait, Luxembourg, Morocco, Netherlands, Norway, Poland, Portugal, Romania,
Saudi Arabia, South Africa, Spain, Sweden Switzerland, Tunisia, Turkey,
United Arab Emirates, United Kingdom, Yemen

JASCO CHINA (SHANGHAI) CO., LTD.

Room No.D, 10F, World Plaza, 855 Pudong South Road, Pudong New Area, Shanghai, China
Tel: +86-21-6888-7871 Fax: +86-21-6888-7879 Web: www.jasco-global.com
China



Products described herein are
designed and manufactured by
ISO-9001 and ISO-14001 certified
JASCO Corporation

DE6509-2206-01

The contents of this brochure are for reference and illustrative purposes only. Information, descriptions, and specifications in this publication are subject to change without notice. JASCO assumes no responsibility and will not be liable for any errors or omissions contained herein or for incidental, consequential damages or losses in connection with the furnishing, performance or use of this material.